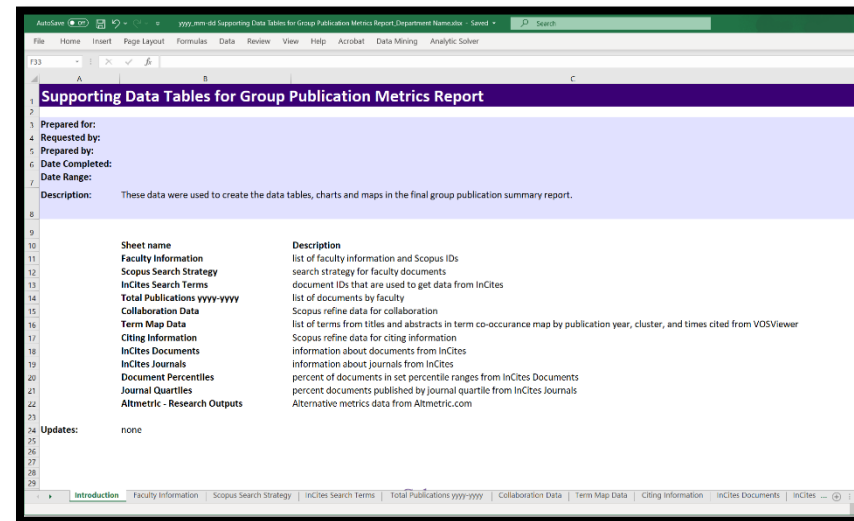




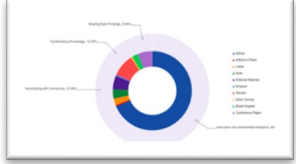
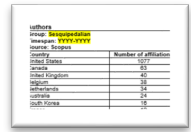


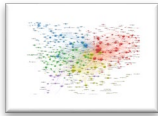



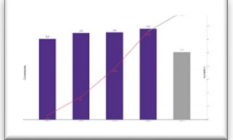
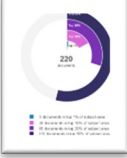
# Group Publication Metrics Report

<b>Description:</b>	A comprehensive report with narrative statements, data, and visualizations for selected years (default is the most recent 5 years) for a group of researchers. The report includes metrics such as documents per year, country affiliations of citing authors, topical trends and expertise, citation impact, highly cited or mentioned documents, and journals by quartile rank.
<b>Purpose:</b>	Provides a macro view of productivity, collaborations, citation benchmarking, contribution to sciences, and dissemination when planning or evaluating progress towards research goals for departments, institutes, centers, and other groups of faculty members.
<b>Input Needed from Requestor:</b>	<ul style="list-style-type: none"> <li>• Calendar year range (if other than default of 5 most recent years)</li> <li>• Document Types for inclusion (if other than all types including articles, editorials, books, etc.)</li> <li>• Faculty names with NetIDs (preferably in Excel)</li> </ul>
<b>Output Formats Available:</b>	PDF (report) Excel (data)
<b>Preparation Time:</b>	Minimum of two weeks
<b>Request for updates:</b>	Annually
<b>Data Sources used:</b>	Documents (Scopus) Citation Benchmarking and Dissemination (InCites)
<b>Make a Request:</b>	[link here]



# Group Publication Metrics Report

Metrics typically included in this report (◆ - data table ● - visualization)

Indications	Samples
<p><b>Productivity</b></p> <ul style="list-style-type: none"> <li>◆ Number of publications (total, average per year &amp; per faculty)</li> <li>◆ Number of Citations (total, average per year &amp; per publication)</li> <li>◆● Document types</li> <li>◆● Individual's career span publications, citations, h-index and m-index</li> </ul>	 
<p><b>Collaboration</b></p> <ul style="list-style-type: none"> <li>◆ Top Institutional Affiliations of co-authors</li> <li>◆● Number of international affiliations of co-authors (by country)</li> </ul>	 
<p><b>Contribution to Science</b></p> <ul style="list-style-type: none"> <li>◆ Top author keys</li> <li>◆● Number of term occurrences</li> </ul>	   
<p><b>Citation Benchmarking</b></p> <ul style="list-style-type: none"> <li>◆● Citations by year</li> <li>◆● Documents by year</li> <li>◆● Category normalized Citation Impact</li> <li>◆● Average percentile</li> </ul>	  
<p><b>Dissemination</b></p> <ul style="list-style-type: none"> <li>◆ Journal impact factor</li> <li>◆● Journal quartile</li> <li>◆ Top citing institutions</li> <li>◆ Top source titles (Journals) of citing documents</li> <li>● Country affiliations of citing authors</li> </ul>	